



ಬೃಹತ್ ಬೆಂಗಳೂರು ಮಹಾನಗರ ಪಾಲಿಕೆ
Bruhat Bengaluru Mahanagara Palike









BBMP COVID-19 WAR ROOM 12.05.2023

BBMP / COVID-19 WAR ROOM / BULLETIN – 1145/ 12.05.2023 / #BBMPfightsCOVID19



OVERVIEW OF COVID-19 IN BENGALURU

 CASE TRENDS			ACTIVE CASES	217	 HOSPITALIZATION				22
<u>Confirmed Cases</u>	<u>Recovered Cases</u>	<u>Death Cases</u>	<u>ICU – V</u>	<u>ICU</u>	<u>HDU</u>	<u>General</u>			
49	103	0	1	2	3	16			
<small>18,86,396[#]</small>	<small>18,69,179[#]</small>	<small>17,000[#]</small>	<small>INCLUDES GOVT. QUOTA AND PRIVATE WALK-IN HOSPITALIZATION</small>						
 VACCINATION			9	<small>2,07,00,438[#]</small>					
<u>First Dose</u>	<u>Second Dose</u>	<u>Precaution Dose</u>							
4	2	3							
<small>96,89,821[#]</small>	<small>95,11,571[#]</small>	<small>14,99,046[#]</small>							
 TESTING			3,645	<small>3,23,75,690[#]</small>	 TRIAGING				
			<u>RAT</u>	<u>RTPCR</u>	<u>MTU</u>				
<u>Positivity : 1.47%</u>			1,603	2,042	5				
<small>*FOR LAST 7 DAYS</small>			<u>Tele Triage</u>						
			42						
			 ACTIVE CZs					0	
			<u>MCZs (< 5 cases)</u>					0	
			<u>Clusters (> 5 cases)</u>					0	

: indicates cumulative numbers till date



ABSTRACT OF COVID-19 SCENARIO IN BENGALURU


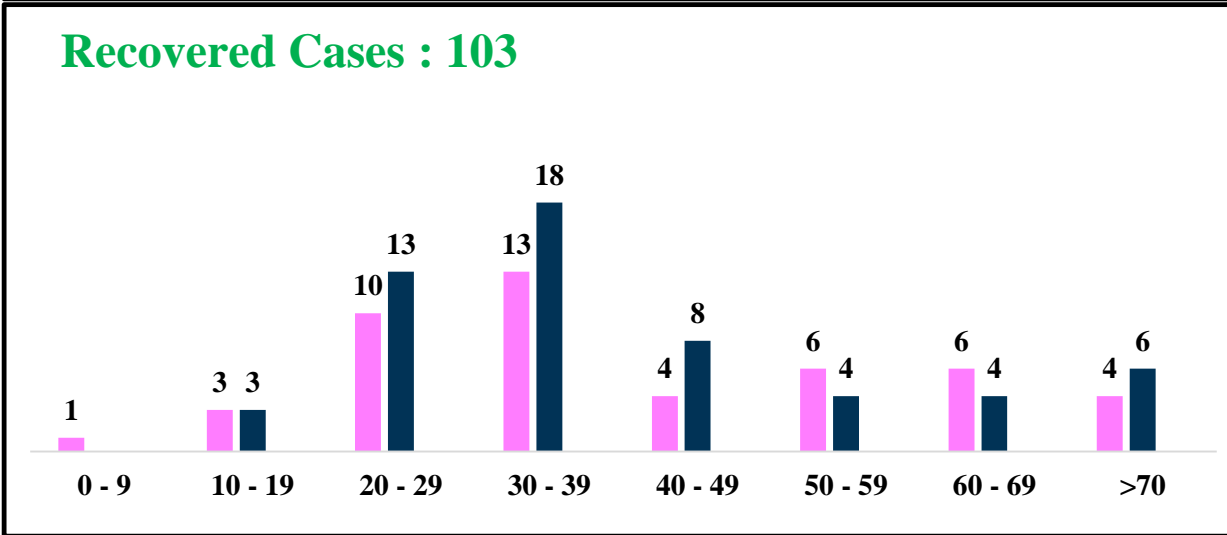
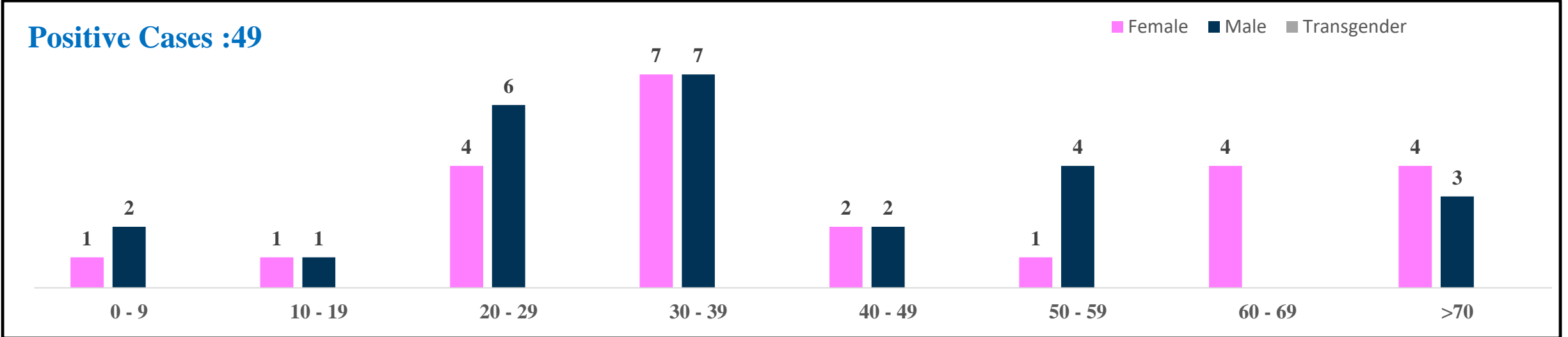


	MALE			FEMALE			TRANSGENDER			TOTAL		
	Last 24 Hours	Last 7 Days	Cumulative	Last 24 Hours	Last 7 Days	Cumulative	Last 24 Hours	Last 7 Days	Cumulative	Last 24 Hours	Last 7 Days	Cumulative
Positive Cases	25	173	11,11,760	24	162	7,74,440	0	0	196	49	335	18,86,396
Recovered Cases	56	300	10,99,309	47	318	7,68,740	0	0	187	103	618	18,69,179
Death Cases	0	2	10,769	0	0	6,227	0	0	4	0	2	17,000
Total Tests Done	In Last 24 hrs. : 3,645			In last 7 days : 22,799			Cumulative : 3,23,75,690					
Vaccine Doses Administered	In Last 24 hrs. : 9			In last 7 days : 70			Cumulative : 2,07,00,438					
ACTIVE CASES									217			

*Covid deaths occurred today : 00 | Covid deaths occurred beyond last 24hrs., reported today : 00



LAST 24 HOURS AGE GROUP AND GENDER WISE DISTRIBUTION

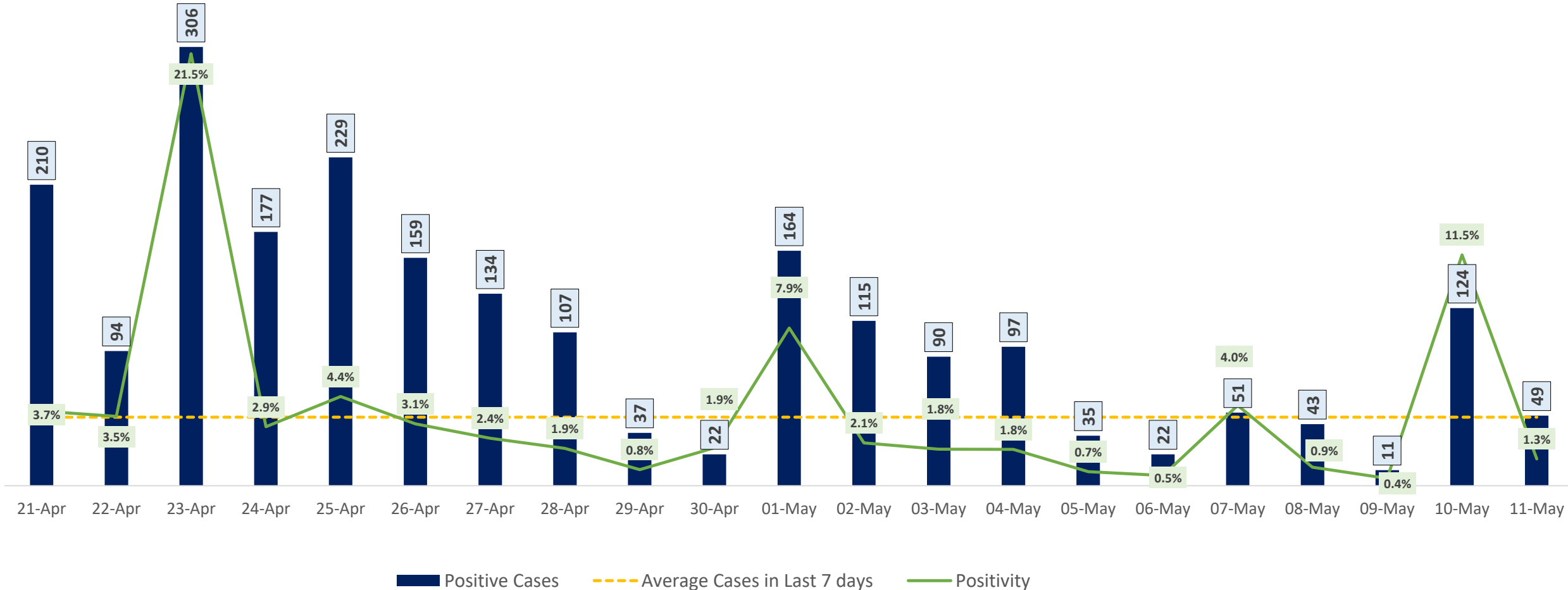




POSITIVITY RATE OF BENGALURU – LAST 21 DAYS



Average Cases in Last 7 days : 48

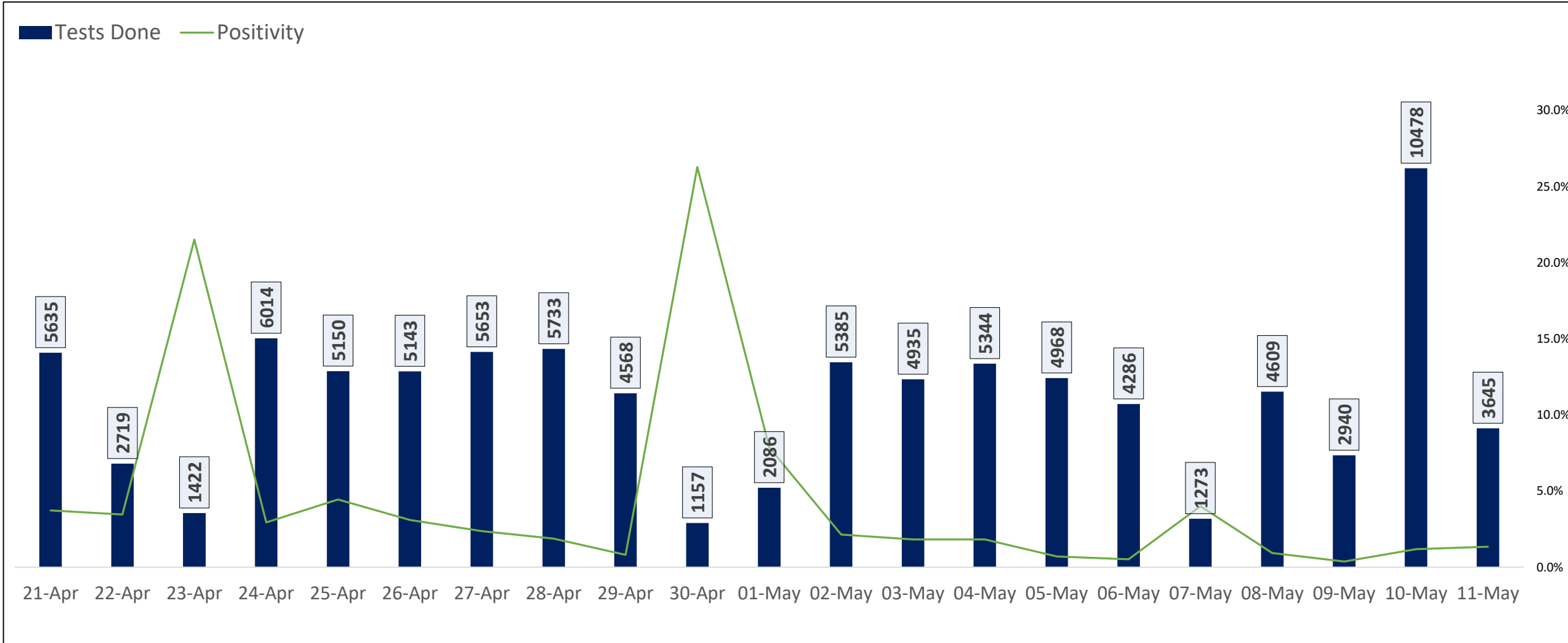




TESTING TRENDS IN BENGALURU

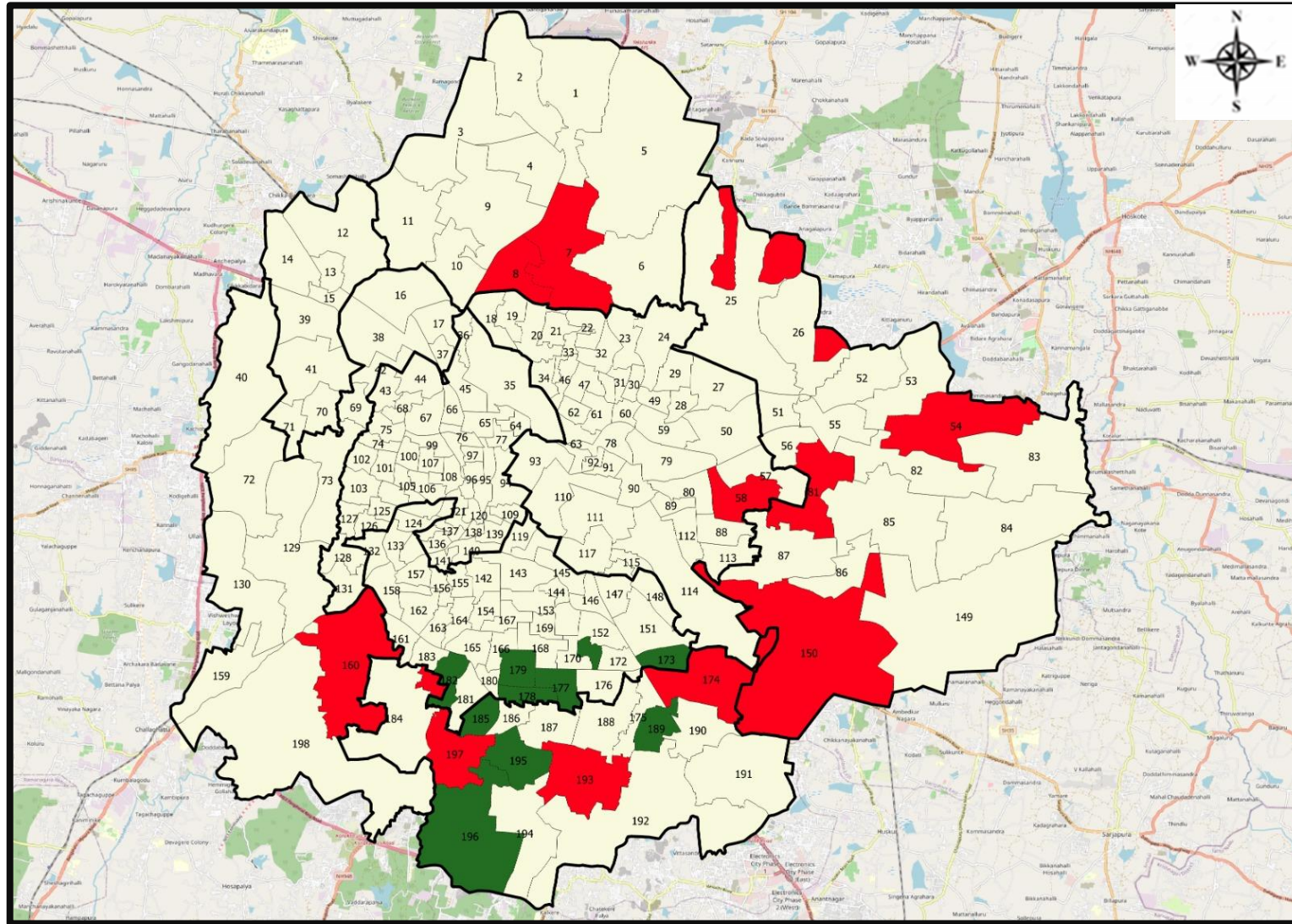


Total Test Conducted Till Date	Test Conducted Last 24 hours	Last 7 Days Average
3,23,75,690	3,645	3,257





BENGALURU URBAN MAP SHOWING TREND OF POSITIVE CASES IN LAST 7 DAYS



Top 10 wards reporting highest number of positive cases in last 10 days

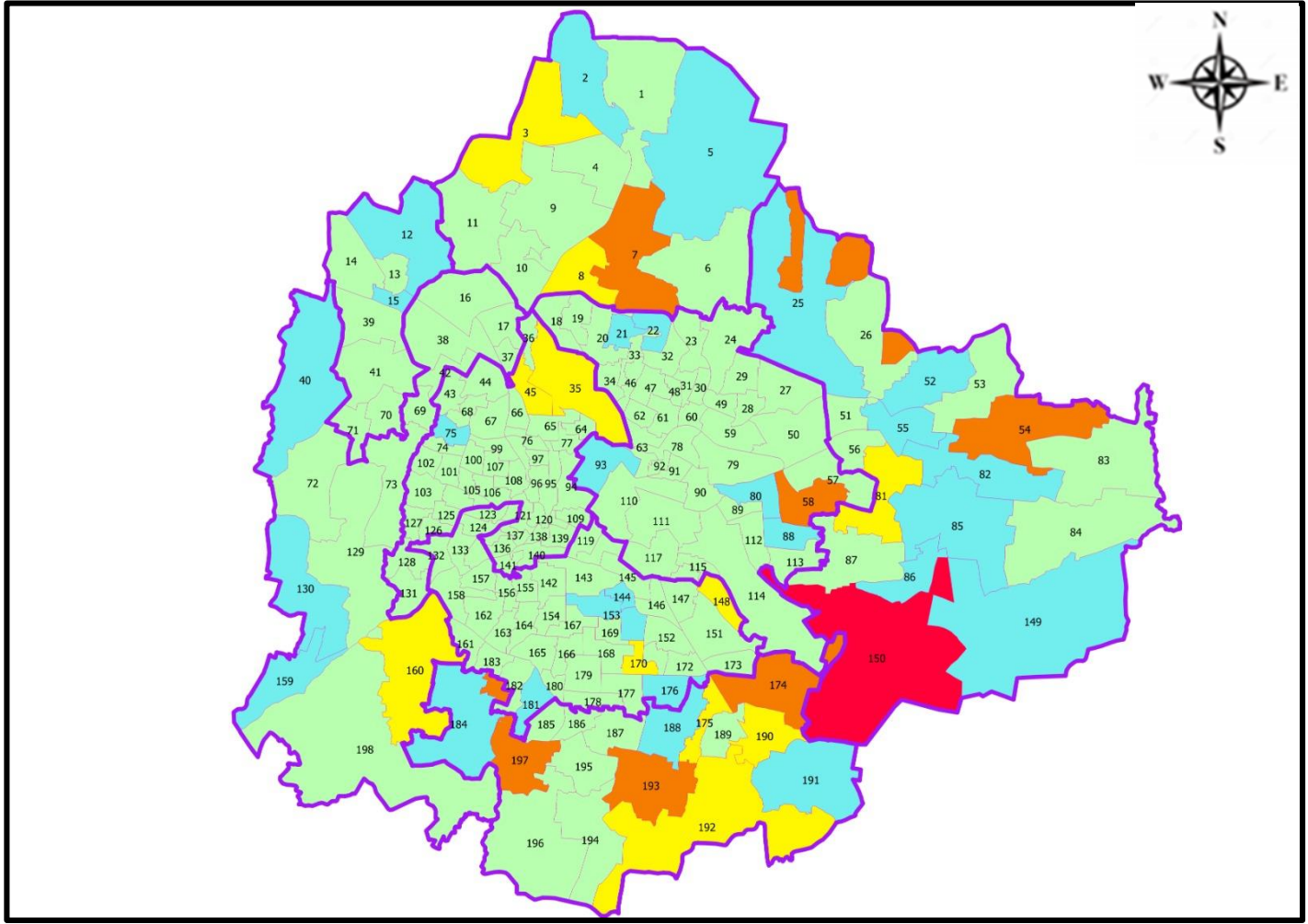
Ward No.	Ward Name	Daily Cases Average
150	Bellanduru	3
174	HSR Layout	2
7	Byatarayanapura	1
54	Hudi	1
58	New Tippasandra	1
193	Arakere	1
197	Vasanthpura	1
8	Kodigehalli	1
81	Vijnana Nagar	1
160	Rajarajeshwari Nagar	1







Top 10 wards reporting least number of positive cases in last 7 days

Ward No.	Ward Name	Daily Cases Average
196	Anjanapura	0
195	Konanakunte	0
189	Hongasandra	0
185	Yelchenahalli	0
182	Padmanabha Nagar	0
179	Shakambari Nagar	0
178	Sarakki	0
177	J P Nagar	0
173	Jakkasandra	0
171	Gurappanapalya	0



BENGALURU MAP SHOWING INTENSITY OF POSITIVE CASES IN LAST 7 DAYS



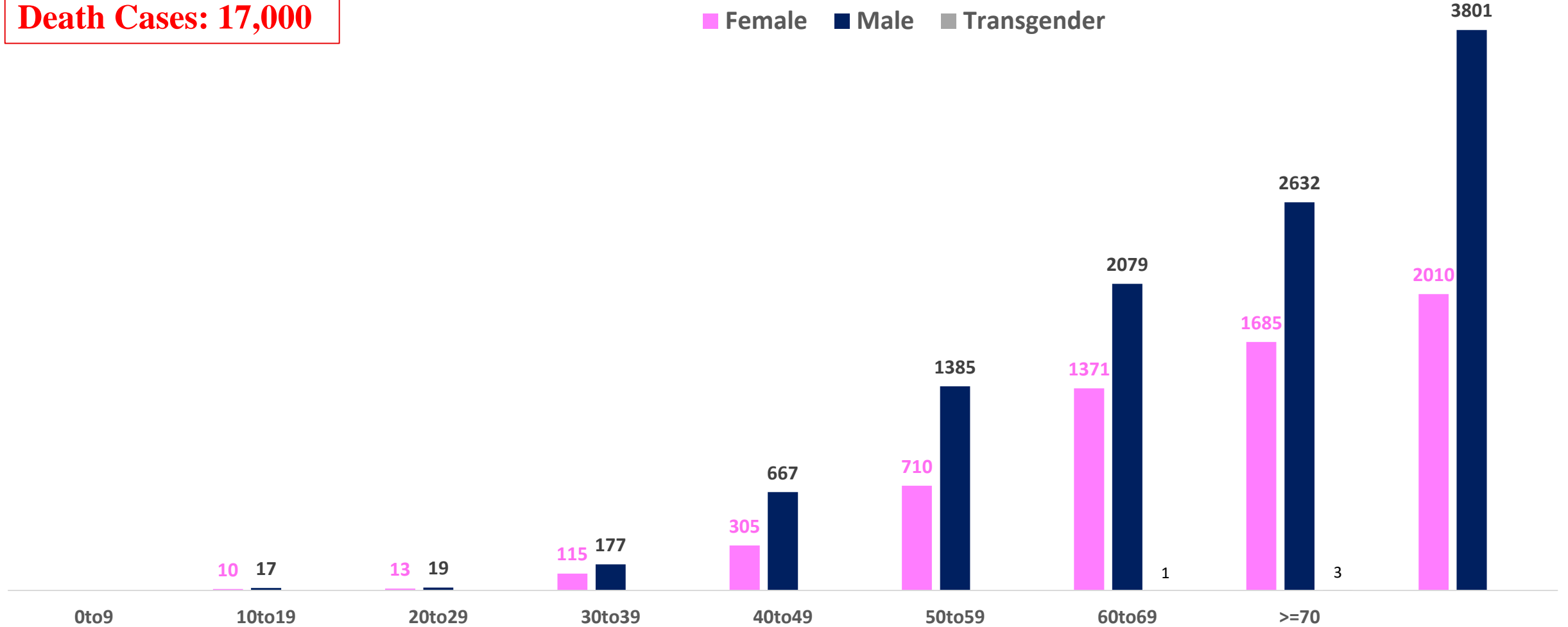
-  Level 1 : 0 to 1 Cases
-  Level 2 : 1 to 3 Cases
-  Level 3 : 3 to 5 Cases
-  Level 4 : 5 to 10 Cases
-  Level 5 : More than 10 Cases
-  Zone Boundaries



AGE AND GENDER WISE DISTRIBUTION OF DEATH CASES



Death Cases: 17,000





SNAPSHOT OF COVID-19 CASES IN BENGALURU URBAN



**Total Wards With
< = 5 Cases* :
187**

**Tests Conducted
on 11.05.2023:
3,645**

**Recovery
Rate*:
99.09%**

**Total
Active Cases :
217**

**Total Vaccinated
on 11.05.2023:
9**





**Positivity
Rate* :
1.47%**

**Active
Rate*:
0.01%**

**Case
Fatality Rate* :
0.60%**

*Total positive cases In the past 7 days

*CFR and positivity is for Past 7 days

Download BBMP Bulletin	https://apps.bbmpgov.in/covid19/mediabulletin.php
To register for vaccination :	https://selfregistration.cowin.gov.in/
BBMP COVID19 Dashboard:	https://apps.bbmpgov.in/covid19/
Follow us on:	 www.facebook.com/bbmp.comm1/
	 twitter.com/BBMPCOMM
	  BBMPSplHealth

Issued by:

Honorable Chief Commissioner, BBMP
Special Commissioner Health, BBMP
MD, Bengaluru Smart City Limited

THANK YOU !

